

Scaled data based on original data using  
LM-79-08 Approved Method: Electrical and Photometric Measurements of Solid-  
State Lighting Products

Test Report Prepared for  
Cooper Lighting Solutions  
(formerly Eaton)

Brand: STREETWORKS

Report Number: P526352

Luminaire Tested: **GLAN-SA1B-740-U-5NQ-GRSWH**

Issue Date: 5/27/2021

**Test Information**

Test Method: LM-79-08  
Report Number: P526352  
TEST IS SCALED FROM IESNA LM-79-08 TEST DATA (G3-2011-057-6)  
Test Lab: INNOVATION CENTER  
Issue Date: 5/27/2021  
Manufacturer: COOPER LIGHTING SOLUTIONS (FORMERLY EATON)  
Product Line: STREETWORKS  
Catalog Number: GLAN-SA1B-740-U-5NQ-GRSWH  
Description: GALLEON AREA AND ROADWAY LUMINAIRE  
(1) 70 CRI, 4000K, 800mA LIGHTSQUARE WITH 16 LEDS AND TYPE V NARROW OPTICS WITH WHITE GLARE REDUCTION SHIELD  
Light Source: -  
Ballast/Driver: ELECTRONIC DRIVER

**Summary**

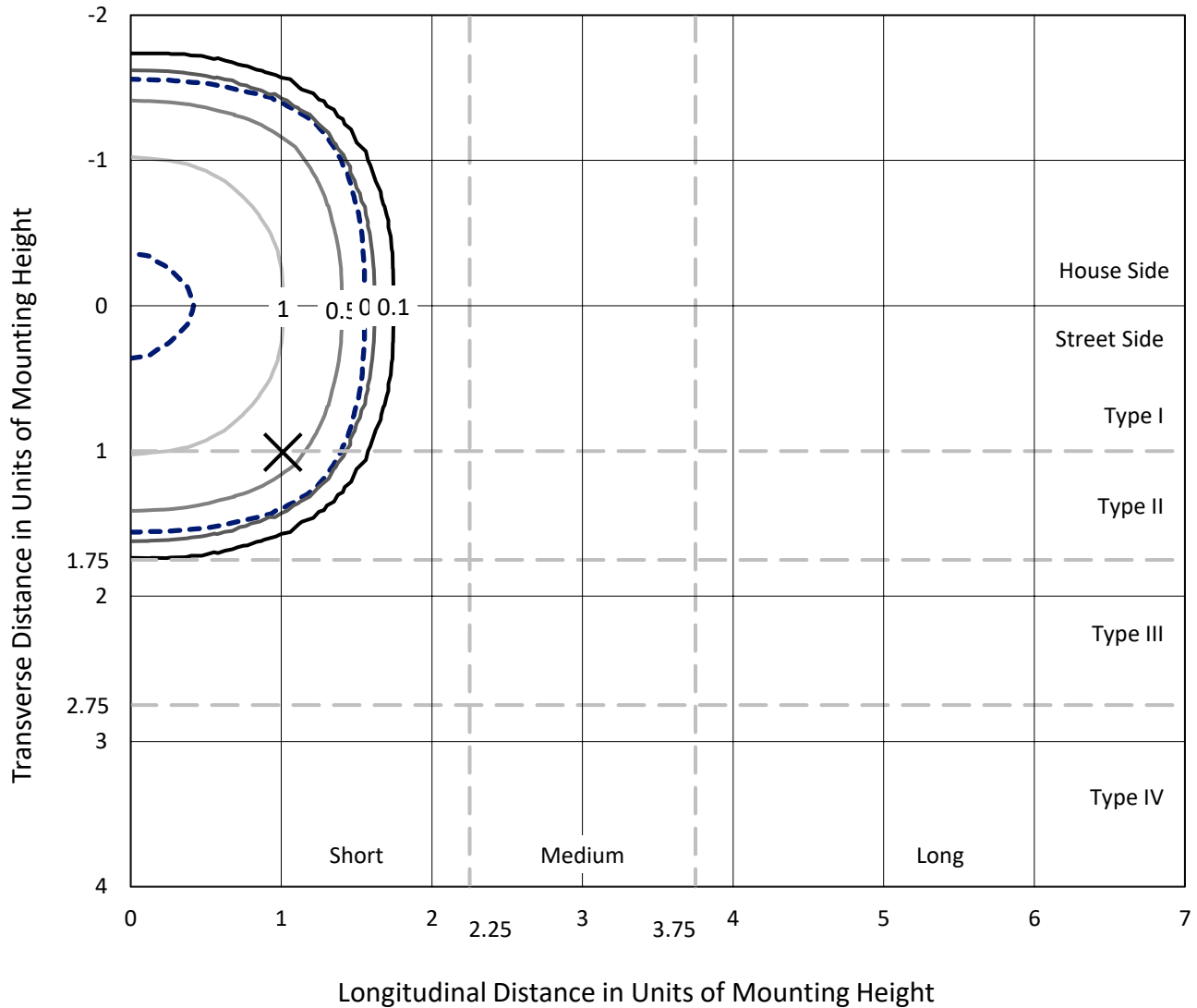
Lumens per Lamp: N/A  
Luminaire Lumens: 5186 lumens  
Efficiency: N/A  
Efficacy: 117.9 lumens/watt  
Luminous Opening: Rectangular (W 0.5' x L: 0.5' x H: 0')  
IES Classification: Type V - Short  
BUG Rating: B2 - U0 - G0  
  
Input Watts (W): 44  
Input Voltage (V): NR  
Input Current (Ain): NR  
Voltage Rise (V): NR  
Power Factor: NR  
Total Harmonic Distortion (THDi): NR  
Frequency (hertz): 60  
Stabilization Time: NR  
Operation Time: NR  
Ambient Temperature (°C): NR  
Test Distance: 24 FT



REPORT NUMBER: P526352  
 CATALOG NUMBER: GLAN-SA1B-740-U-5NQ-GRSWH

### Iso-Footcandle Lines of Horizontal Illumination

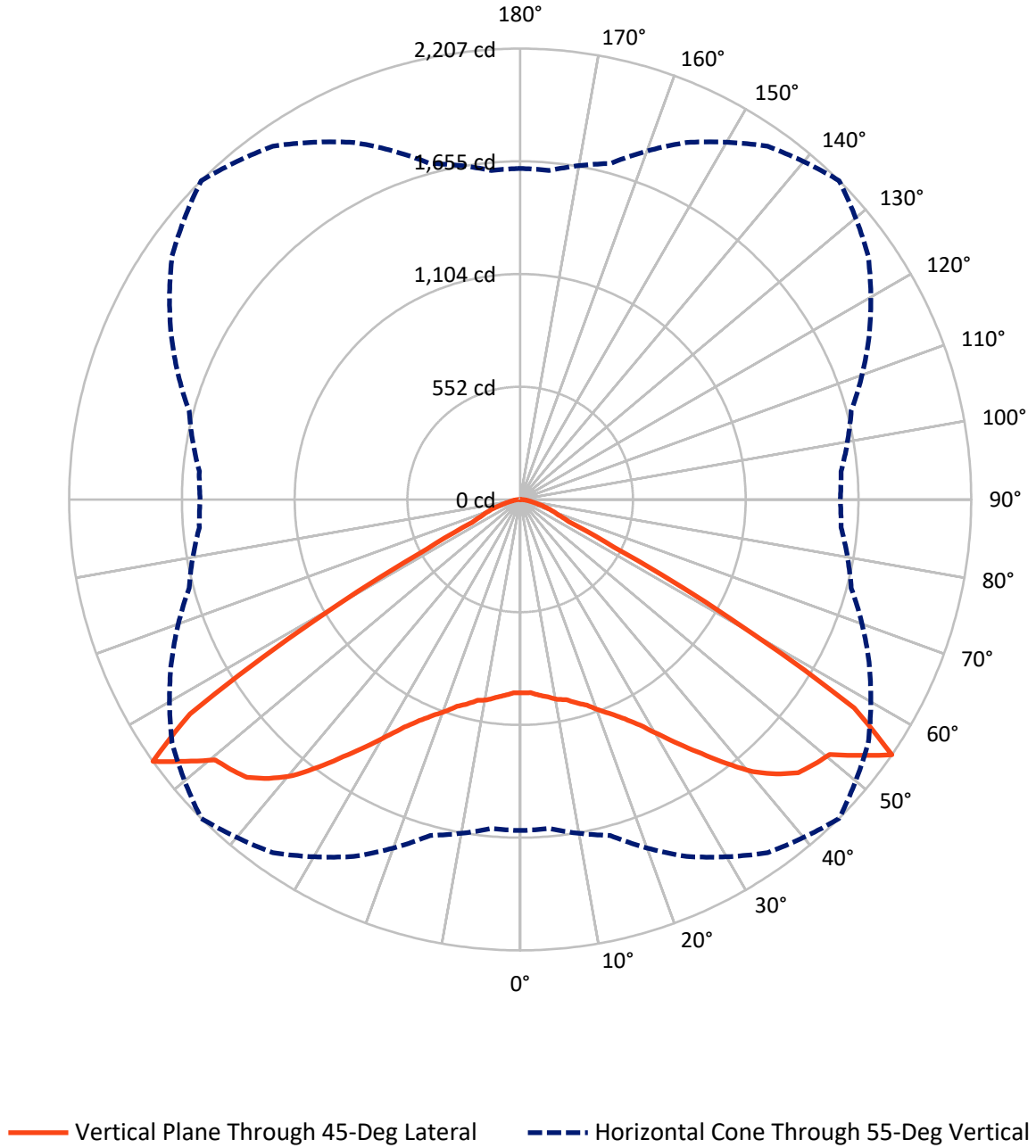
✕ Max cd  
 - - - 1/2 Max cd



Based on 25 foot mounting height. Maximum calculated value = 1.5 fc  
 Type V - Short - N/A

REPORT NUMBER: P526352  
CATALOG NUMBER: GLAN-SA1B-740-U-5NQ-GRSWH

### Luminous Intensity Polar Plot



REPORT NUMBER: P526352  
 CATALOG NUMBER: GLAN-SA1B-740-U-5NQ-GRSWH

**FLUX DISTRIBUTION:**

		Downward	Upward	Total
<b>House Side</b>	Lumens	2593.0	0.0	2593.0
	% Fixture	50.0	0.0	50.0
<b>Street Side</b>	Lumens	2593.0	0.0	2593.0
	% Fixture	50.0	0.0	50.0
<b>Total</b>	Lumens	5186.0	0.0	5186.0
	% Fixture	100.0	0.0	100.0

**ZONAL LUMENS:**

Zone	Lumens	% Fixture
0°-10°	92.5	1.8
10°-20°	293.1	5.7
20°-30°	546.5	10.5
30°-40°	915.1	17.6
40°-50°	1423.9	27.5
50°-60°	1478.5	28.5
60°-70°	313.5	6.0
70°-80°	103.3	2.0
80°-90°	19.7	0.4
90°-100°	0.0	0.0
100°-110°	0.0	0.0
110°-120°	0.0	0.0
120°-130°	0.0	0.0
130°-140°	0.0	0.0
140°-150°	0.0	0.0
150°-160°	0.0	0.0
160°-170°	0.0	0.0
170°-180°	0.0	0.0
0°-90°	5186.0	100.0
0°-180°	5186.0	100.0

**Coefficient of Utilization**

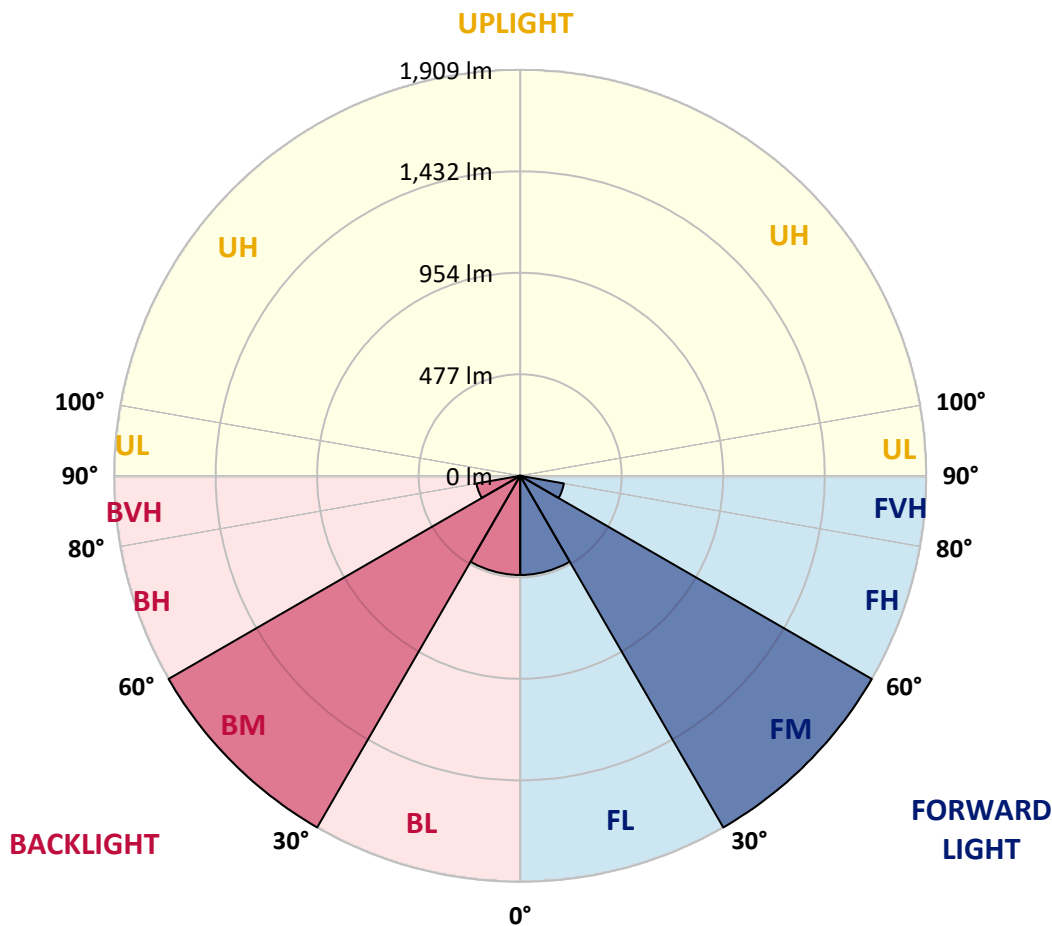


REPORT NUMBER: P526352  
 CATALOG NUMBER: GLAN-SA1B-740-U-5NQ-GRSWH

**LUMINAIRE CLASSIFICATION SYSTEM LUMEN TABLE AND BUG RATING:**

Zone	Lumens	% Fixture	Zone Rating/Lumen Limit		
			B	U	G
FL (0°-30°)	466.1	9.0			
FM (30°-60°)	1908.7	36.8			
FH (60°-80°)	208.4	4.0			G0/660
FVH (80°-90°)	9.8	0.2			G0/10
BL (0°-30°)	466.1	9.0	B1/500		
BM (30°-60°)	1908.7	36.8	B2/2500		
BH (60°-80°)	208.4	4.0	B1/500		G0/660
BVH (80°-90°)	9.8	0.2			G0/10
UL (90°-100°)	0.0	0.0		U0/0	
UH (100°-180°)	0.0	0.0		U0/0	

**BUG Rating: B2-U0-G0**  
 Type V Short





REPORT NUMBER: P526352

CATALOG NUMBER: GLAN-SA1B-740-U-5NQ-GRSWH

**CANDELA DISTRIBUTION (FULL):**

	0°	5°	15°	25°	35°	45°	55°	65°	75°	85°	90°
0°	946.9	946.9	946.9	946.9	946.9	946.9	946.9	946.9	946.9	946.9	946.9
2.5°	958.2	953.8	946.3	951.9	956.3	946.9	950.6	952.5	951.3	946.3	948.1
5°	972.0	969.4	963.2	967.6	961.9	961.9	958.2	953.2	960.7	959.4	962.6
7.5°	972.0	968.8	981.4	973.2	975.7	975.7	969.4	964.4	968.2	962.6	959.4
10°	991.4	995.8	990.1	992.0	990.8	995.1	985.7	982.6	979.5	977.6	973.8
12.5°	1014.6	1011.4	1013.3	1012.1	1016.4	1005.2	999.5	992.6	998.3	990.1	995.8
15°	1033.4	1031.5	1033.4	1038.4	1034.0	1033.4	1023.3	1016.4	1007.7	1009.6	1000.8
17.5°	1059.1	1057.2	1057.8	1062.2	1061.6	1058.4	1050.9	1037.8	1034.6	1029.6	1024.0
20°	1097.3	1094.2	1092.9	1094.8	1097.9	1100.4	1085.4	1080.4	1069.7	1061.6	1052.2
22.5°	1129.9	1128.6	1133.6	1125.5	1132.4	1139.9	1125.5	1123.0	1096.7	1092.3	1082.2
25°	1175.0	1173.1	1170.0	1181.9	1190.0	1189.4	1175.6	1161.8	1141.8	1136.8	1136.8
27.5°	1222.6	1212.0	1228.3	1231.4	1245.8	1250.2	1238.3	1218.2	1199.4	1188.8	1191.3
30°	1282.2	1272.1	1275.9	1298.4	1317.2	1333.5	1303.5	1274.0	1247.7	1228.9	1225.8
32.5°	1341.7	1331.7	1342.9	1364.9	1402.5	1426.9	1397.5	1346.1	1315.4	1287.8	1293.4
35°	1389.9	1397.5	1415.6	1448.8	1487.7	1527.2	1480.2	1440.7	1396.8	1366.1	1370.5
37.5°	1467.6	1490.8	1505.2	1543.5	1598.6	1639.3	1590.5	1539.1	1492.1	1452.0	1438.2
40°	1569.2	1584.8	1601.1	1646.2	1711.4	1752.1	1705.8	1638.7	1592.3	1551.0	1549.1
42.5°	1680.7	1695.7	1712.7	1767.8	1806.7	1837.4	1794.8	1759.0	1707.7	1675.1	1673.2
45°	1810.4	1799.8	1818.6	1854.9	1887.5	1907.6	1880.0	1862.4	1825.5	1795.4	1792.3
47.5°	1896.9	1887.5	1921.3	1953.9	1958.9	1937.0	1942.7	1958.9	1920.1	1870.6	1886.3
50°	1947.0	1947.0	1969.6	1999.7	1990.3	1962.1	2006.6	2007.8	1969.0	1925.1	1925.1
52.5°	1859.9	1879.4	1943.3	2041.7	2073.0	2081.1	2071.1	2028.5	1927.0	1837.4	1833.0
55°	1620.5	1616.2	1702.6	1928.2	2110.6	2207.1	2079.3	1883.1	1676.9	1576.1	1566.0
57.5°	1054.0	1059.1	1188.2	1418.1	1747.1	1927.0	1711.4	1435.7	1188.2	1049.0	1062.2
60°	474.4	491.3	569.6	741.3	1024.0	1170.6	1026.5	778.9	597.8	518.9	525.8
62.5°	272.6	275.7	278.9	330.9	436.2	515.7	453.1	349.7	308.3	294.5	294.5
65°	230.0	228.1	228.7	233.1	244.4	260.7	253.8	244.4	245.7	244.4	242.5
67.5°	195.5	198.0	196.1	199.3	199.9	202.4	206.8	210.6	211.2	212.4	211.2
70°	160.4	161.1	162.3	164.8	165.4	167.3	173.6	176.7	178.6	178.6	181.1
72.5°	122.8	122.2	123.5	126.0	129.1	129.7	135.4	139.7	142.3	139.1	139.7
75°	80.8	81.5	83.3	85.2	89.6	94.0	95.9	100.3	100.9	102.1	99.0
77.5°	48.3	49.5	51.4	55.1	58.9	62.7	67.1	70.2	71.4	70.2	66.4
80°	31.3	31.3	33.8	37.0	41.4	44.5	47.0	49.5	51.4	49.5	48.3
82.5°	19.4	19.4	22.6	26.3	29.5	31.3	35.1	38.2	40.1	38.9	37.0
85°	10.0	10.7	13.2	16.3	18.8	20.1	19.4	17.5	15.7	15.0	13.8
87.5°	3.1	3.1	3.8	3.8	3.1	3.1	3.8	3.1	3.8	3.8	3.8
90°	0.0	0.0	0.0	0.0	0.0	0.0	0.0	0.0	0.0	0.0	0.0

(END OF REPORT)